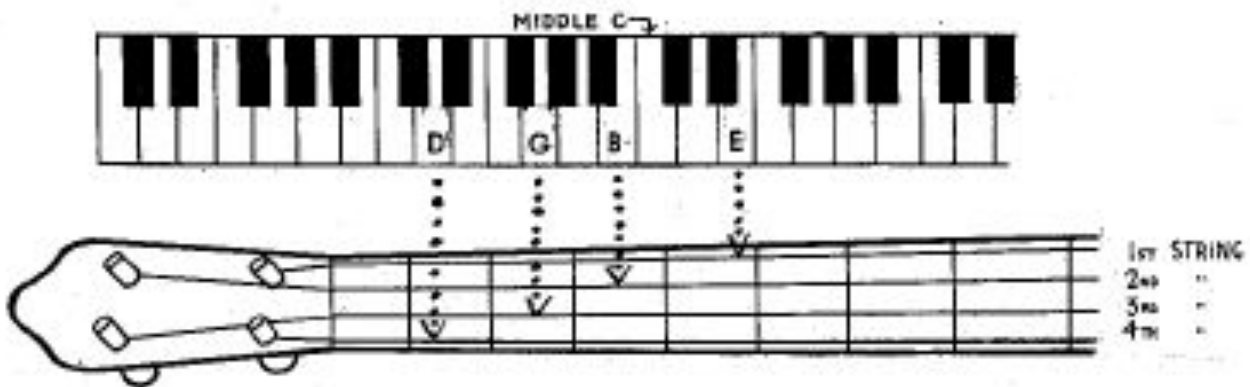


# Baritone Ukulele

## Basics

### What are the differences to a standard ukulele?

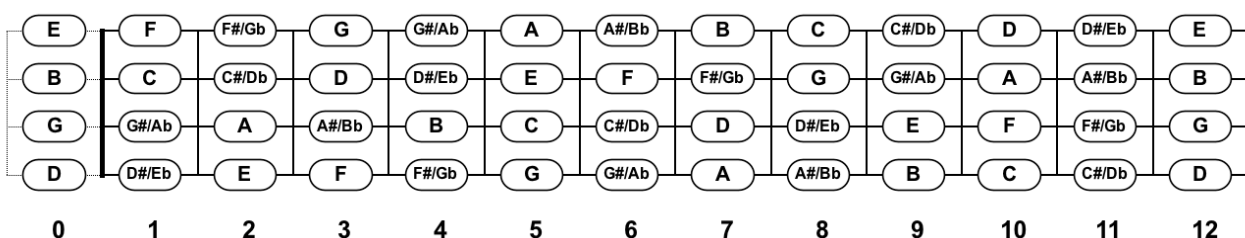
- Size - Fretboard is larger - not so cramped for some, maybe a stretch for others.
- Sound - Because the body is larger, the baritone has more resonance so the sound produced is fuller and has more sustain.
- Tuning - The baritone strings are tuned DGBE or to an open G6 so has a deeper and more mellow sound.



### What are the similarities?

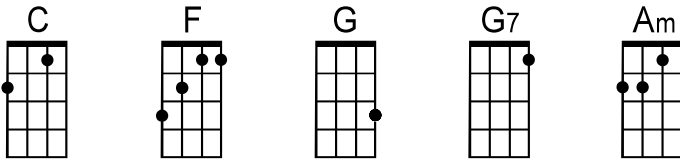
Tuning - The tuning is actually the same as the standard ukulele just in a different key. That is the first string (E) is tuned to the 5th fret of the second string. The second string (B) is tuned to the 4th fret of the third string. The 3rd string is tuned to the fifth fret of the fourth string, same as a standard ukulele with a low G string. They are just tuned 5 semi tones lower, so if you put a capo across the 5th fret it will sound the same as a standard ukulele with a low G string. So in fact the chord shapes are the same but will sound out different chords.

### Notes on the fretboard

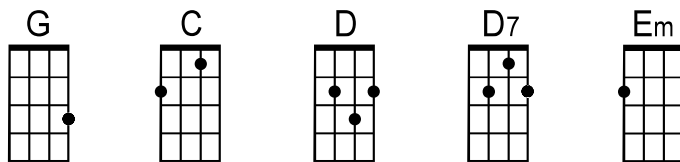


## Some Basic Chords

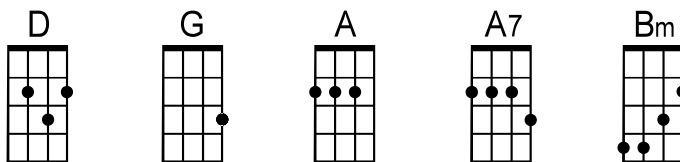
### C F G G7 - Am



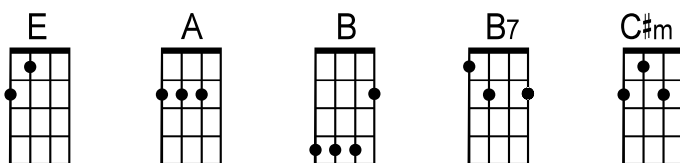
### G C D D7 - Em



### D G A A7 - Bm










































































### E A B B7 C#m



So some keys are harder to play in while others are easier

# Baritone Chord Chart

DGBE tuning

Key	Major	6th	7th	Major 7th	minor	minor 7th
A						
A#/Bb				 3		
B						
C				 5		
C#/Db				 2		
D						
D#/Eb	 3					
E						
F						
F#/Gb						
G						
G#/Ab					 4	