

Have Uke Will Fly Ver 1.3 – based on baggage regulations @ 1 Apr 23



If you are confused about rules about flying with a ukulele, you are not alone. I hope this explanation will help.

1) MY APPROACH

- a) I will outline **Steps** to try to help you decide what to do,
 - i) You may be able to skip a step e.g., you may not be checking a bag in if you are, say, taking a quick flight,
 - ii) The steps will be **limited in scope** – I cannot investigate **every** option provided with cost options, frequent flyer status, flight type and type of aircraft.
- b) Also included is a **Guide**. Use it as you work through the steps.

2) **DOMESTIC flying only** - not international, or domestic flights interconnecting with international flights, or other services such as QantasLink.

3) MAJOR AIRLINES only

- a) QANTAS,
- b) VIRGIN Australia,
- c) Jetstar.
- d) Other domestic airlines e.g., 'Rex' and 'Bonza Airlines' are **not** included.

4) CURRENT REGULATIONS

- a) Regulations are subject to change and have done so over the years. These regulations are @ 1 April 2023
- b) Always check before you fly.

5) FOCUS ON DIMENSIONS NOT WEIGHT

- a) Weight **IS** a very important airline issue, but ukuleles are light, and therefore the weight of the ukulele is unlikely to be an issue - airline weight restrictions are **not** investigated here.
- b) Be careful, though, of:
 - i) Aggregate weight restrictions where the weight of the ukulele in its case is added to other items, and
 - ii) a flow-on effect if, to squeeze all your other belongings into a single bag, you exceed the weight limit for that bag!

6) MUSICAL EQUIPMENT PROVISIONS

These major domestic airlines all have provisions for **Musical Equipment** which applies to:

- a) **Carry-On** Luggage. The airlines use a rule to **equate** musical equipment e.g., a ukulele to their carry-on bag allowances,
- b) **Check-In** Luggage. The airlines also have provisions for you to carry additional bags (up to 3 items).

7) GOOD NEWS And there **IS** good news. **Yippee.**

We are luckier to be flying with a small instrument than a guitar player and much luckier than, say, a double bass player!!

8) BAD NEWS

The rules can get **complex, difficult, and messy.**

STEP 1: Determine Your **CARRY-ON** BAGGAGE RULES

1) QANTAS



[Musical equipment | Qantas](https://www.qantas.com/au/en/travel-info/baggage/musical-equipment.html) <https://www.qantas.com/au/en/travel-info/baggage/musical-equipment.html>

- a) Use the QANTAS **Musical Equipment Provision** to **equate** the ukulele **to a carry-on bag** using the total linear dimensions (Length + Width + Height) of the instrument case,
- a) The regulations state that your instrument should be in a hard case, although they don't stipulate what is a hard case,
- b) The maximum total linear dimension of the ukulele case allowed on board with you is 142 cm,
- c) If the total liner dimensions of the ukulele **are greater than 105cm** and less than or equal to 142cm, **then it is a 115 cm bag**,
- d) You are only allowed **ONE(1) item that is a 115 cm bag**,
- e) If the total liner dimensions of the ukulele are equal to or less than 105cm, **then it is a 105 cm bag**,
- f) You are allowed **TWO (2) items that are both 105 cm or less**.
You may be able to take to(2) ukuleles, but I have not been able to verify that with QANTAS,
- g) You are also allowed **one (1) personal small item** e.g., laptop, handbag, purse or duty free items,
- h) The ukulele/s should be placed in the overhead locker,
- i) Refer to the basic QANTAS carry-on provisions **in pictures** below.

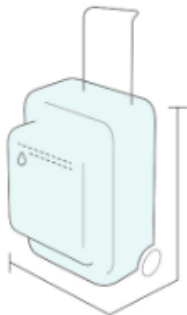
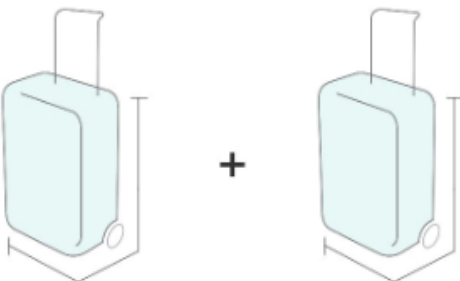
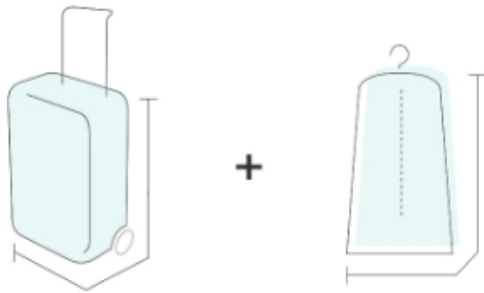
STEP 1: Determine Your **CARRY-ON** Baggage Rules (Continued)

2) **QANTAS** Pictured Below:



[Carry-on baggage | Qantas](https://www.qantas.com/au/en/travel-info/baggage/carry-on-baggage.html#:~:text=Carry-on%20baggage%20allowances%20for%20adults%20and%20children%20%28except,classes%2C%20one%20piece%20up%20to%2010kgs%3B%2014kgs%20total.)

<https://www.qantas.com/au/en/travel-info/baggage/carry-on-baggage.html#:~:text=Carry-on%20baggage%20allowances%20for%20adults%20and%20children%20%28except,classes%2C%20one%20piece%20up%20to%2010kgs%3B%2014kgs%20total.>

	<p>1 x 115cm bag = 56cm + 36cm + 23cm Up to 10kgs. OR</p>
	<p>2 x 105cm bags = 48cm + 34cm + 23cm One piece up to 10kgs; 14kgs total. OR</p>
	<p>1 x 105cm bag = 48cm + 34cm + 23cm + 1 x 185cm non-rigid garment bag = 60cm + 11cm + 114cm One piece up to 10kgs; 14kgs total.</p>

STEP 1: Determine Your **CARRY-ON** Baggage Rules (Continued)

2) VIRGIN Australia

[Carry-on baggage allowance | Virgin Australia](#)

<https://www.virginaustralia.com/au/en/travelinfo/baggage/carry-on-baggage/>



a) Virgin specific rules for musical instruments

can be found under a separate category: “Oversized and fragile items”,

[Oversized and fragile items | Virgin Australia](#)

<https://www.virginaustralia.com/au/en/travel-info/baggage/oversized-fragile-items/>

b) Single Item - Maximum dimensions 56cm long, 36cm wide, 23cm deep - **Total 115 cm,**

c) Double Item - Maximum dimensions 48cm by 34cm by 23 cm - Total 105cm,

a) However, under the musical instrument provisions, you are allowed to take a musical instrument on board as long as it doesn't exceed 85 cm by 34 cm by 23 cm (total linear dimension of 142 cm),

b) **The ukulele replaces one of the carry-on baggage items (equivalent to a piece with total linear dimensions of 105cm),**

c) The instrument is to be placed in the overhead locker.

d) You are also allowed one (1) personal small item e.g., handbag,

e) **Virgin Australia Carry-On Bag Allowances - Pictured below:**



**One standard piece
7kg total**

plus one [personal item](#)



Or

**Two small pieces
7kg + 7kg**

plus one [personal item](#)



Or

**One standard piece and
one suit pack
7kg + 7kg**

plus one [personal item](#)

STEP 1: Determine Your **CARRY-ON** Baggage Rules (Continued)

3) Jetstar



[Carry-on baggage | What you can bring on board | Jetstar](#)

<https://www.jetstar.com/au/en/help/articles/carry-on-baggage-what-can-i-bring-on-board>

Pictured Below:



a) Jetstar also has specific rules for musical instruments

[musical instruments.](#)

<https://www.jetstar.com/au/en/help/articles/can-i-bring-my-musical-instrument>

b) You are allowed:

i) one **main** item for the overhead locker, and

ii) one(1) small item to store under the seat in front of you e.g., Laptop, Handbag or Duty-free goods,

c) Jetstar allows you to carry on a musical instrument (maximum size of 85 cm x 36 cm x 23 cm – Linear Dimension 144 cm),

d) It needs to be stored in the overhead locker,

e) **The musical instrument is then your main item,**

f) There is **NO** provision for any other carry-on bags. There is a warning on the website against trying to bring other carry-on luggage on board.

STEP 2: Calculate Your UKULELE CASE DIMENSIONS (EXPECTED TO BE NORMALLY ONLY NEEDED FOR QANTAS)

1) CALCULATE THE LINEAR DIMENSIONS OF YOUR UKULELE CASE

- a) The linear dimensions of your ukulele must be based on the external dimensions of your **case** (which should be the hard case),
- b) Add the Length (L) and the Width (W) [at the widest point] and the Height(H) to get the Linear Dimensions.



- 2) The following measurements are **INDICATIVE ONLY**. You need to measure your own specific hard case.

- a) Note that:
 - i) Some ukuleles have longer or shorter fretboards,
 - ii) There are “traveller” ukuleles which are thinner,
 - iii) There are different kinds of ukuleles e.g., pineapple, double-necks, u-basses, and banjo,
 - iv) There are electric full-body ukuleles, and
 - v) There are variations in the cases themselves.

3) INDICATIVE UKULELE HARD CASE SIZES:

- i) Baritone $79L + 30W + 12H = 121\text{cm}$
- ii) Tenor $75L + 30W + 12H = 117\text{cm}$
- iii) Concert $68L + 27W + 12H = 107\text{ cm}$
- iv) Soprano $57L + 21W + 9W = 87\text{cm}$

STEP 3: Determine Your **CHECK-IN** Baggage Rules (If You Expect to Check-in Bags

1) QANTAS



[Checked baggage | Qantas](https://www.qantas.com/au/en/travel-info/baggage/checked-baggage.html)

<https://www.qantas.com/au/en/travel-info/baggage/checked-baggage.html>

- a) The number of items allowed should be on your QANTAS ticket. It will **normally be 1**, but you may have more allowance depending on your frequent flyer status and/or class of ticket,

- b) This means that you will normally pay extra to check in your instrument as additional luggage (in addition to your suitcase containing travel belongings).

- c) **QANTAS Allowance for Musicians** (Musical Equipment Provision)
 - i) Allowed to check in up to 3 items,
 - ii) Need to **prove** that you are a current **member of an approved musical association** at check-in [Refer Appendix A],
 - iii) Make the request **three or more business days before departure** by emailing specialhandling@qantas.com.au for the request to be processed,
 - iv) Note that this **concession only applies to check-in luggage**,
 - v) **Refer to Guide.**

- d) **QANTAS Bulky Items Rules**
 - i) This applies if you purchase another **seat** for your musical instrument (Yes, you read it correctly),
 - ii) It is an obviously **expensive** (but relatively safe) way of transporting your instrument.

STEP 3: Determine Your **CHECK-IN** Baggage Rules (If You Expect to Check-in Bags) (Continued)



2) VIRGIN Australia

[Checked baggage allowance | Virgin Australia](#)

<https://www.virginaustralia.com/au/en/travel-info/baggage/checked-baggage/>

- a) The number of items allowed will vary depending on the class of your ticket. It can be zero(0) if you have a 'Lite' class,
- b) Checked bag maximum total linear dimension (length + width + height): 140cm (55in),
- c) As with QANTAS, you will normally pay extra to check in your instrument as additional luggage (in addition to your suitcase containing travel belongings),
- d) As with QANTAS, Virgin offers up to three(3) complimentary check-in items if you verify membership of a Virgin Australia accredited musical association (Refer to Appendix B),
 - i) You need to email <mailto:music@virginaustralia.com> beforehand with your booking reference number and association membership number,
 - ii) Note that this **concession only applies to check-in luggage,**
 - iii) Refer to Guide,
- e) As with QANTAS, you can purchase a seat for a musical instrument.

STEP 3: Determine Your **CHECK-IN** Baggage Rules (If You Expect to Check-in Bags) (Continued)



3) Jetstar

[Checked baggage](#) | [FAQs](#) | [Jetstar](#)

<https://www.jetstar.com/au/en/help/articles/checked-baggage>

- a) Your check-in baggage allowance depends on the kind of fare or bundle you've purchased,
 - i) The most popular fares, including Economy Starter Fares, do not include checked-in baggage,
- b) Any bag or item with a single side longer than one metre (1000mm, 39in), including wheels, handles and packaging is oversized, and you pay extra,
- c) A ukulele should **not** be regarded as oversized, so it should be able to be check in as a standard item **after** you have paid for it,
- d) For further information, Search 'Can I bring my musical instrument' in Jetstar Baggage,
- e) As with QANTAS and Virgin, you can purchase a seat for a musical instrument (Refer to Guide).

STEP 4: DETERMINE PERSONAL ITEMS You Can Take on Board that Aren't classified as CARRY-ON BAGGAGE



- 1) All three(3) major domestic airlines allow you take **ONE(1)** other small other personal item with you on board in **addition to carry-on luggage**, including:
 - i) handbag,
 - ii) laptop computer,
 - iii) small camera, or
 - iv) small amount of duty-free goods (QANTAS and Jetstar).
- 2) This personal item needs to fit under the seat in front of you,
- 3) The 'duty-free goods' item allowance is not as clearly specified by Virgin, so check before choosing this option with them.

STEP 5: MATCH your UKE CASE with CARRY-ON Baggage Laws [Required for QANTAS– Optional for Virgin & Jetstar]



- 1) **Soprano** ukulele case – assessed as 105 cm bag.
- 2) **Concert** ukulele case:
 - i) **Some** smaller concert ukes - assessed as 105 cm:
 1. For example, the Enya traveller concert uke [in case] is assessed as 105 cm , and
 2. Flight, Eddy Fin and Kala all have traveller concert ukes which may be small enough to be assessed as 105 cm. There may be others. Assume they are 115 cm unless individually checked.
 - ii) **Most** will be **over** 105cm – assessed as 115 cm,
- 3) **Tenor** ukulele case - assessed as 115 cm,
- 4) **Baritone** ukulele case – assessed as 115 cm,
- 5) The maximum linear dimension is 142 cm which includes all baritones and tenor ukuleles, and therefore should NOT be a problem.

STEP 6: Determine your RISK APPETITE [OPTIONAL]



6) General:

- a) Risk is a measure of the product of the impact and the likelihood that the threat will occur.
- b) Risk factors about checked-in musical instruments are addressed **in The Guide**, but now you need to consider risk questions **that only you can answer**.

7) Cost:

- a) How valuable is your ukulele? Do you own a \$30,000 royal antique Koa ukulele or a \$30 cheapy from China? How important is it to **you**?
- b) Will you miss giving your virtuoso solo performance in Carnegie Hall if you check in the ukulele, but its delivery is delayed to a later flight?

8) The Carry-On Baggage Rules Can Be Awkward. If you are having trouble meeting them, are you willing to break them?

- a) **What is your ethical attitude?** To me, this depends not only to the 'rules' per se, but on whether it creates any problems for staff or fellow travellers. Rules exist for a reason, and the reason here is limited capacity in airline overhead lockers, **particularly** during peak times like **Easter** and **Christmas**. I have yet to see any evidence that carrying a 115 cm ukulele rather than a 105cm ukulele will normally jeopardise overall carry-on baggage storage in the aircraft, but one has to be careful about rationalizing this kind of approach because I doubt if any of us really understand the constraints. My clear recommendation is to **avoid breaking the rules**, but:
 - i) Only you can make that decision,
 - ii) Minimize the transgression if you feel you really need to break them,
 - iii) Accept the consequences if that is your decision,
 - iv) Be prepared for what you can do if you get stopped.

b) What is the Likelihood of Being Stopped?

That depends on **many** factors:

- i) Airline policy changes
- ii) Your demeanour
- iii) Whether the Boarding Staff are having a bad day.
- iv) How well the Boarding Staff know the rules themselves,
- v) How blatant the breach is and how busy the staff are.
- vi) My conclusion is that you would be **unlikely** to be stopped **IF it requires** careful measurement with a **tape measure to determine conclusively that you are not compliant.**



Therefore, I think that a QANTAS passenger taking on board a 105 cm bag together with a traveller tenor ukulele would be low risk, whereas taking on board a large (115 cm) carry-on bag with a large (up to 142 cm) ukulele **becomes riskier because non-compliance is more obvious.** If you carry on additional items, you start to really tempt fate.

c) What Happens if You Get Pulled Up?

- i) You will probably be embarrassed,
- ii) You will have to pay to have it checked in at a premium rate,
- iii) If you have to check your uke in, and it is in a soft case, you have an increased risk of it being damaged,
- iv) There is a chance that the ukulele won't end up being on your flight, which may be inconvenient.

STEP 7: DEVISE Your Plan



1) QANTAS

1) Assuming you keep within the QANTAS Rules, my suggestions:

a) Option 1:

- i) Carry 115cm Uke on board,
- ii) Carry Laptop, handbag, or duty-free bag with batteries & battery-powered items,
- iii) Carry medicines & toiletries on person and/or in checked-in bag and/or in uke case.

b) Option 2:

- i) Carry 105 cm Uke on board,
- ii) Also carry 105 cm bag on board.

c) Option3:

Carry 115cm bag with Soprano uke inside it.

d) Option 4:

- i) Check-in large bag with uke packed inside it,
- ii) Note that this Option can also be used to transport a 2nd ukulele.

e) Option 5:

- i) Investigate if additional carry-on baggage can be purchased,
- ii) Unclear from website if this option is available.

f) Option 6:

- i) If none of these options are acceptable to you, check the ukulele in,
- ii) Make sure it is in a strong hard case.

2) If you choose to take a looser interpretation of the law at your Own Risk. My suggestions:

a) Keep as close as possible to the Options in 1) Above,

b) My advice is to avoid carrying on a 115cm ukulele AND a 115cm bag. Give preference to carrying on a 105cm bag and a

- ukulele with a linear dimension between 105 cm and a 115cm,
- c) Make your decision and be prepared to wear the risk and bear the consequences,
 - d) If possible, carry the uke on your back. Be confident when you pass through the boarding gate.

2) Virgin Australia



- a) Option 1:
 - i) Carry ukelele(any size) on board,
 - ii) Also carry 105 cm bag on board if you want,
 - iii) Carry personal bag to fit under the seat in front of you e.g., laptop or handbag if you want.
- b) Option2:
 - i) Carry 115cm bag with Soprano uke inside it,
 - ii) Carry personal bag to fit under the seat in front of you e.g., laptop or handbag if you want.
- c) Option 3:
 - i) Check-in large bag with uke packed inside it,
 - ii) Check beforehand. For a large ukulele, this will probably require paying for an oversized bag with Virgin,
 - iii) Note that this Option can also be used to transport a 2nd ukulele.
- d) Option 4:
 - i) If none of these options are acceptable to you, check the ukulele in,
 - ii) Make sure it is in a strong hard case.



3) Jetstar

- a) Option 1:
 - i) Carry ukelele(any size) on board,
 - ii) Carry Laptop, handbag, or duty-free bag with batteries & battery-powered items. This personal item must fit under the seat in front of you,
 - iii) Carry medicines & toiletries on person and/or in checked-in bag and/or in uke case.
- b) Option2:

Carry 115cm bag with Soprano uke inside it.
- c) Option 3:
 - i) Check-in large bag with uke packed inside it,
 - ii) Note that this Option can also be used to transport a 2nd ukulele,
- d) Option 4:
 - i) Investigate if additional carry-on baggage can be purchased,
 - ii) This option will be subject to availability and depend on the type of aircraft,
 - iii) Cost will be an important consideration.
- e) Option 5:
 - i) If none of these options are acceptable to you, check the ukulele in,
 - ii) Make sure it is in a strong hard case.
- f) **Warning:** I suggest you do **not** try to bend the rules with **Jetstar**.

STEP 8: Bon Voyage

GUIDE



Recommendation 1: Give Priority to CARRY-ON BAGGAGE

- 1) That is why determining CARRY-ON BAGGAGE rules is Step 1,
- 2) **Avoid Checking in a Musical Instrument if you can** – in practice that means arranging your luggage to try to ensure you take your ukulele on board with you as Carry-On luggage.
- 3) Why? **Most** mishaps I've heard of with a musical instrument have been where it has been checked in:
 - a) Give preference to having it in your own hands rather than trusting it to others, and using buggies, chutes and carousels,
 - b) Qantas and Jetstar outsource baggage-handling to three(3) companies: 'Swissport', 'Menzies' and 'Dnata'. That may be in the best interest of QANTAS shareholders, but I doubt if it is in the best interests of customers(remember the viral video clip of Swissport baggage handlers throwing bags aired in Dec 2022). I understand that Virgin's baggage handling is mainly in-house,
 - c) Baggage handlers sometimes leave instrument cases till last, and then the cases get thrown on top of the buggy. That may be preferable to being on the bottom of heavy bags, but there is a risk of the instrument falling off the top and then being run over by another vehicle.
- 4) If you check in a musical instrument, [Refer to STEP 6 – Determine Your Risk Appetite] consider:
 - a) Risk of damage,
 - b) Risk of it being lost, stolen, mislaid or accidentally routed to a Mongolian yurt in the Gobi Desert,
 - c) Its value,
 - d) Insurance.

GUIDE (Continued)

Recommendation 2: Understand How Your Airline's CARRY-ON BAGGAGE Rules Apply to You



1) QANTAS CARRY-ON BAGGAGE

- a) IF your ukulele works out to be **115 cm** [all baritones and tenors and most concert] , then you are **NOT allowed any other carry-on baggage item of ANY kind (ukulele or not). That's a challenge.**
- b) The problem is not necessarily with the ukulele, but with the restriction to a single carry-on item, so that you can't take on board **any other** carry-on bag,
- c) The issue with a 115 cm item is increased because the public is advised **not** to check-in:
 - i) Batteries or devices containing batteries,
 - ii) Medicines, and toiletries in case your baggage is delayed.
- d) A way of overcoming this problem with 115 cm items is to store some of these essential items in the **ONE(1)** personal item e.g., laptop computer you are allowed to carry which is **not** classified as Carry-On Baggage (Refer to 'Step 7 Devise Your Plan' Section), on your person, in the checked-in bag, and/or with the ukulele. This is a juggle, but it can be done (I've done it),
- e) IF your ukulele works out to be **105 cm** [all sopranos and some smaller concert] , then you have it **much easier**. You are **allowed an additional 105 cm carry-on baggage item** (48cm by 34cm by 23cm). You may have to consider purchasing a 105 cm ukulele for travel e.g., a travel concert one beforehand as part of your strategy,
- f) Presumably this 2nd item could also be a second 105 cm ukulele e.g., a soprano ukulele but I have not been able to get that confirmed by QANTAS,
- g) The additional 105 cm bag immediately fixes the problem with:
 - i) Medicines and Toiletries,
 - ii) Batteries or devices containing batteries.

GUIDE (Continued)

- h) The smaller 105cm bags can surprisingly hold nearly as much as a 115cm bag [38 Litres as opposed to 42 Litres] because they are often two-wheeled as opposed to 4, and the wheels are smaller which allows for more volume.

AMERICAN TOURISTER APPLITE 4 ECO SOFTSIDE SMALL / CABIN 50 CM 2 WHEEL SUITCASE



2) Virgin Australia CARRY-ON BAGGAGE

- a) under Virgin's musical instrument provisions, you are allowed to take a musical instrument on board as long as it doesn't exceed 85 cm by 34 cm by 23 cm (total linear dimension of 142 cm) which should include **ALL** standard ukuleles,
- b) **This is an IMPORTANT and attractive difference with QANTAS.** It means that, with Virgin, you are permitted to carry on board **ANY** ukulele **and a 105cm bag and** a personal item. Sweet.

GUIDE (Continued)

3) Jetstar CARRY-ON BAGGAGE

- a) You can't take another carry-on bag in addition to your ukulele on board the aircraft. The musical instrument is your main item. That's it. But as discussed you can still carry a personal item,
- b) The problem is the same as outlined with QANTAS, except that there is **no** concession to carry on a small bag if you have a small (105 cm) ukulele,
- c) One option open is to **purchase an extra carry-on bag** (subject to availability; limited availability on selected routes) You would need to check if this is an attractive financial choice.

GUIDE (Continued)



Recommendation 3: REDUCE RISK for any CHECK-IN BAGGAGE

- 1) If possible, avoid checking in a musical instrument,
- 2) To check-in an instrument in a soft case is asking for trouble,
- 3) Make sure the insurance is adequate,
- 4) I also suggest you don't check in an instrument in a plywood hard case if it is a valuable instrument. Instead, consider upgrading to:
 - a) A fibreglass case, or
 - b) A carbon fibre case, or
 - c) If it is a highly valuable instrument, then consider an Instrument Case (Sometimes called a 'Road Case'). It is usually box-shaped with an aluminium frame and a foam-padded interior.

GUIDE (Continued)

Recommendation 4: Consider packing a ukulele in its case Inside your Checked-In Suitcase

- 1) This solution is safer than checking in the instrument by itself, if you use a ukulele case,
- 2) For QANTAS, the total dimension of the suitcase cannot exceed 158cm, derived from adding together the width, height, and depth of the baggage item,
- 3) A suitcase with dimensions of 78cm by 46cm by 33 cm meets this requirement, and it should accommodate a tenor or concert ukulele inside,
- 4) For Virgin and Jetstar, the allowable dimensions for a checked-in suitcase aren't as generous, so you probably have to purchase additional and/or oversized bags for this to work,
- 5) This solution is particularly useful where you need to transport at least two(2) ukuleles,
- 6) If you don't use a uke case, you need to be **very** careful how you pack the ukulele in the suitcase.

GUIDE (Continued)

Recommendation 5: Dismiss Musical Equipment Provision for Checked-In Luggage

- 1) **Ignore** this allowance provided by both QANTAS and Virgin unless you have specific circumstances that suit this concession, e.g., you are a semi-professional musician, with several different instruments, who travels a lot,
- 2) My assessment is that it wouldn't be worth the hassle,
- 3) Refer Appendix A and B for the current lists of approved musical associations.

Recommendation 6: Dismiss Bulky Items Rules

- 1) All three(3) major domestic airlines have this provision whereby you purchase another **seat** for your instrument,
- 2) **Ignore** it for a ukulele unless you have very special circumstances, and you are well-off. Look for alternatives instead.

Recommendation 7: Plan ahead so that you avoid Extra Charges

- 1) In order of increasing cost:
 - a) Buy fare, including all additional and/or oversized extras at time of initial on-line purchase (cheapest),
 - b) Buy additional and/or oversized extras on-line before flight (next cheapest),
 - c) Buy additional and/or oversized extras at airport (expensive),
 - d) Get stopped at the Gate and are required to pay for additional and/or oversized baggage(more expensive and probably will include a fine) (Most expensive),
- 2) Find a solution that works for you and purchase a fare that meets that strategy:
 - a) Be prepared,
 - b) You may have to consider purchasing a bag e.g., a small (105cm) bag beforehand for travelling,

GUIDE (Continued)

- c) You may have to consider purchasing a ukulele e.g., a small (105cm) traveller concert bag beforehand as part of your strategy,
- d) You may even decide to switch airlines.

Recommendation 8: Look after your Instrument



- 1) These days the passenger compartment on a plane **and** the cargo hold are both normally pressurised. It is still preferable to carry the ukulele in a hard case for protection and to better control humidity,
- 2) **Loosen the strings** of the ukulele before you travel,
- 3) A tip some people might find useful is to carry the ukulele on board with you as carry-on baggage in a hard case, and throw in an extra, empty, soft case for use when you've reached your destination,
- 4) Even when taking a ukulele on board with you as carry-on luggage, it is preferable to use a hard case. However, if you do carry it on in a soft case, be careful, because it can be damaged. My suggestion is to try to ensure it gets loaded **last** into the overhead locker.

APPENDIX A

QANTAS Eligible Musical Associations @ 11 Mar 2023

Association of Artist managers	AAM
Australian Independent Record Labels Association	AIR
Band Association of NSW	
The Australasian Performing Right Association and the Australian Mechanical Copyright Owner Society	APRA AMCOS
Live Performance Australia	LPA
Musicians Union of Australia	MUA
Country Music Association of Australia	CMAA
Folk Alliance Australia	FAA
Australian Chamber Orchestra	ACO
Opera Australia	OA
MEAA Symphony Orchestra Musician's Association	SOMA
South Australian Band Association	
The Australian Music Association	
Queensland Band Association	QBA
Australian Music Industry Network (AMINs) member organisations	
Queensland Music Network	QMusic
◦ Contemporary Music Services Tasmania	
◦ Music NSW	
◦ Music NT	
◦ Music Victoria	
◦ Music SA	
◦ Music ACT	
◦ The Western Australian Music Industry Association	WA Music

APPENDIX B Virgin Australia Approved Music Bodies @ 1 Feb 2023

Eligibility

To be eligible for Virgin Australia's music industry baggage allowance, musicians must be financial or bona fide members of one of the following Australian Music Industry bodies:

- Australian Recording Industry Association (ARIA)
- Music Council of Australia (MCA)
- Association of Artist Managers (AAM)
- Australian Independent Record Labels Association (AIR)
- The Australasian Performing Right Association (APRA)
- The Australasian Mechanical Copyright Owners Society (AMCOS)
- Live Performance Australia (LPA)
- Musicians Union of Australia (MUA)
- MEAA Symphony Orchestra Musicians Association (SOMA)
- Australian Freelance Musicians Alliance (AFMA)
- Country Music Association of Australia (CMA)
- Australian Folk Alliance (AFA)
- Australian Chamber Orchestra (OCA)
- AMIN's member organisations: Queensland Music Network, Music Tasmania; Music NSW, Music NT, Music Victoria, MusicSA, MusicACT and The Western Australian Music Industry Association
- Phonographic Performance Company of Australia Limited (PPCA)
- Performing artist of the Adelaide Fringe Festival